



# Transcriptome Resequencing Report

2025.08

RAWDATA REPORT



# Table of Contents

---

Order Information	3
-------------------	---

---

## 01 Workflow

Experimental Workflow	4
-----------------------	---

---

## 02 Raw Data Result

Raw Data Statistics	5
Total Bases	7
GC/AT Content	8
Q20/Q30 (%)	9

---

## 03 Deliverables

Download List	11
---------------	----

---

## 04 Appendix

FAQ	13
Result File Description	16

# Order Information

Client Name	Sam White
Client Organization	Univ. of Washington
Order Number	AN00025268
Application	Transcriptome Resequencing
Type of Read	Paired-end
Read Length	151
Type of Sequencer	Illumina platform


# Experimental Workflow

The samples are prepared according to NGS library preparation workflow, and sequenced using Illumina platform. The workflow illustrated below shows the common ligation based method of library preparation. The process may differ based on the library preparation protocol followed.



## Sample Preparation

DNA/RNA is first extracted from the sample, and samples which meet quality control standards proceed to library construction.




## Ligate Adapters

The sequencing library is prepared by random fragmentation of the DNA or cDNA sample, followed by 5' and 3' adapter ligation. Alternatively, "tagmentation" combines the fragmentation and ligation reactions into a single step which greatly increases the efficiency of the library preparation process.

## Final library Construction

Adapter-ligated fragments are then PCR amplified with a PCR primer solution which anneals to the ends of each adapters.


The library templates undergo quality control and quantification process.



## Cluster generation using bridge amplification

The library is loaded onto a flow cell where fragments are captured on a lawn of surface-bound oligos complementary to the library adapters.

Each fragment is then amplified into distinct clonal clusters through bridge amplification. Once cluster generation is complete, the templates are ready for sequencing.



## Sequencing by synthesis (SBS) technology

Illumina SBS technology utilizes a proprietary reversible terminator-based method that detects single bases as they are incorporated into DNA template strands. As all 4-reversible, terminator-bound dNTPs are present during each sequencing cycle, natural competition minimizes incorporation bias and greatly reduces raw error rates compared to other technologies. The result is highly accurate base-by-base sequencing that virtually eliminates sequence-context-specific errors, even within repetitive sequence regions and homopolymers.



## Generation of Raw data

The Illumina sequencer generates raw images utilizing sequencing control software for system control and base calling, through integrated primary analysis software called RTA (Real Time Analysis).

The BCL/cBCL (base call) binary files are converted into FASTQ files using bcl2fastq, which is an Illumina provided package. Adapters are not trimmed away from the reads.

# Raw Data Statistics

- The total number of bases, reads, GC (%), Q20 (%), and Q30 (%) are calculated for the 32 samples. For example, in 01B sample, 78,652,622 reads are produced, and total read bases are 11.9 Gbp. The GC content (%) is 52.8% and Q30 is 92.4%.

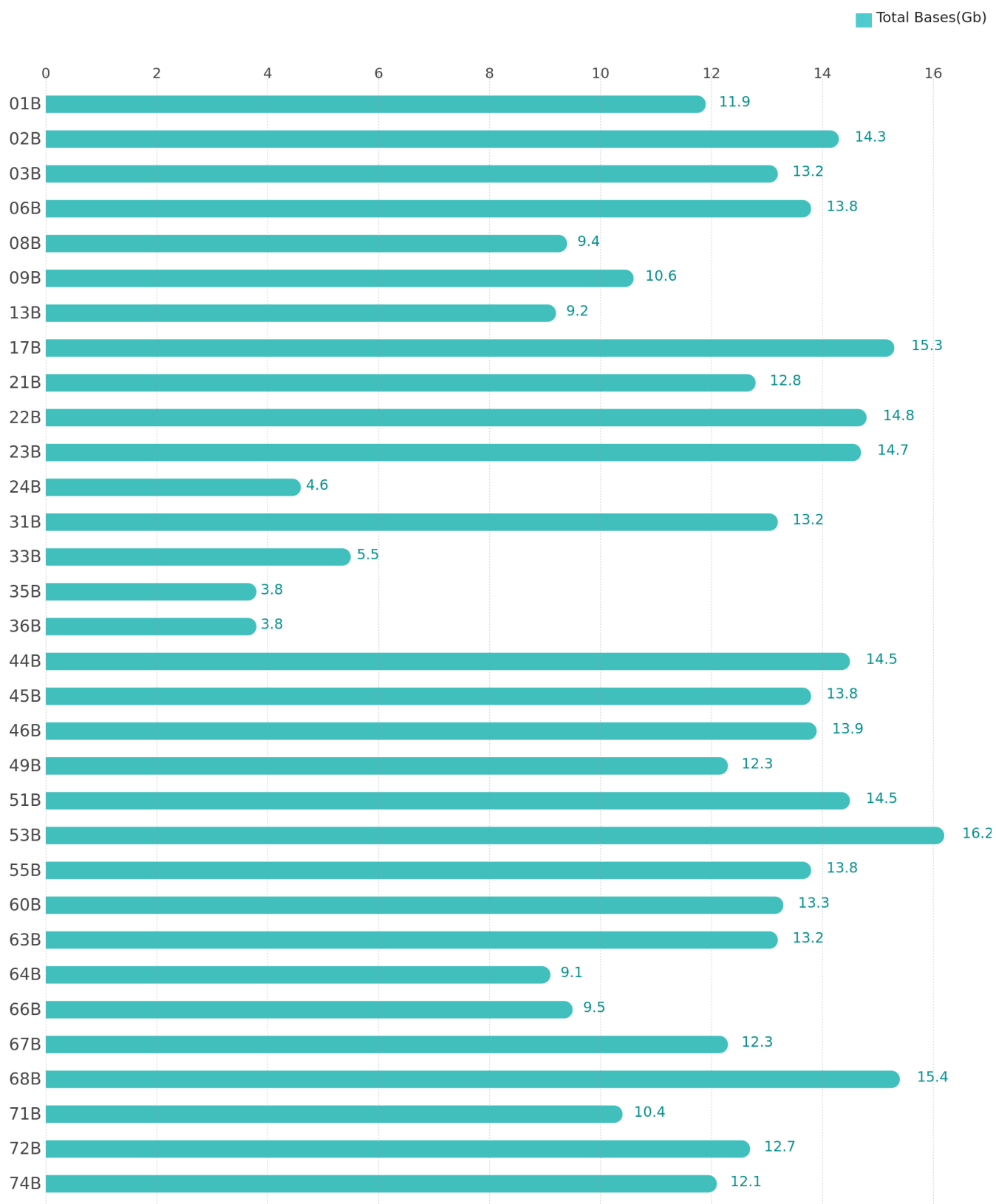
## \* Raw Data

Sample ID	Total bases(bp)	Total reads	GC(%)	AT(%)	Q20(%)	Q30(%)
01B	11,876,545,922	78,652,622	52.8	47.2	97.0	92.4
02B	14,308,846,070	94,760,570	52.9	47.1	97.0	92.4
03B	13,159,037,544	87,145,944	52.4	47.6	97.0	92.3
06B	13,754,483,394	91,089,294	53.1	46.9	97.2	92.9
08B	9,429,776,954	62,448,854	52.7	47.3	97.4	92.9
09B	10,627,356,746	70,379,846	52.8	47.2	97.4	93.3
13B	9,160,813,942	60,667,642	51.4	48.6	97.6	93.4
17B	15,328,006,678	101,509,978	53.1	47.0	97.4	93.1
21B	12,778,322,452	84,624,652	53.3	46.7	97.3	92.8
22B	14,835,884,700	98,905,898	54.7	45.3	96.3	90.6
23B	14,678,971,230	97,211,730	56.6	43.4	95.7	89.5
24B	4,604,331,860	30,492,264	64.2	35.8	93.6	84.6
31B	13,249,132,600	87,742,600	56.3	43.7	96.2	90.4
33B	5,465,554,880	36,195,728	64.3	35.7	94.8	87.0
35B	3,788,774,214	25,091,220	60.7	39.3	94.8	87.3
36B	3,822,796,930	25,316,536	64.7	35.3	93.5	84.2
44B	14,503,217,800	96,047,800	52.8	47.2	97.3	93.1
45B	13,756,684,672	91,103,872	53.7	46.3	96.7	91.8
46B	13,877,683,690	91,905,190	53.1	46.9	97.1	92.6
49B	12,276,470,932	81,301,132	53.1	46.9	97.1	92.6
51B	14,527,157,038	96,206,338	52.7	47.3	97.0	92.5
53B	16,244,221,200	108,294,808	53.8	46.2	95.9	89.7
55B	13,806,212,672	91,431,872	52.4	47.6	97.1	92.7
60B	13,298,311,186	88,068,286	52.9	47.1	96.5	91.4
63B	13,164,127,754	87,179,654	53.4	46.6	96.2	90.7
64B	9,102,623,072	60,282,272	52.7	47.3	97.3	92.9
66B	9,549,661,592	63,242,792	50.5	49.6	97.4	93.0
67B	12,312,866,764	81,542,164	53.4	46.6	97.2	92.7
68B	15,359,481,118	101,718,418	51.5	48.5	97.1	92.6
71B	10,392,800,896	68,826,496	51.1	48.9	97.4	93.2
72B	12,682,773,880	83,991,880	50.5	49.6	97.4	93.2
74B	12,148,607,152	80,454,352	52.5	47.5	96.9	92.1

- Sample ID : Sample name.
- Total bases(bp) : Total number of bases sequenced.
- Total reads : Total number of reads. For illumina paired-end sequencing, this value refers to the sum of read1 and read2.
- GC(%) : Ratio of GC content.
- AT(%) : Ratio of AT content.
- Q20(%) : Ratio of bases that have phred quality score of over 20.
- Q30(%) : Ratio of bases that have phred quality score of over 30.

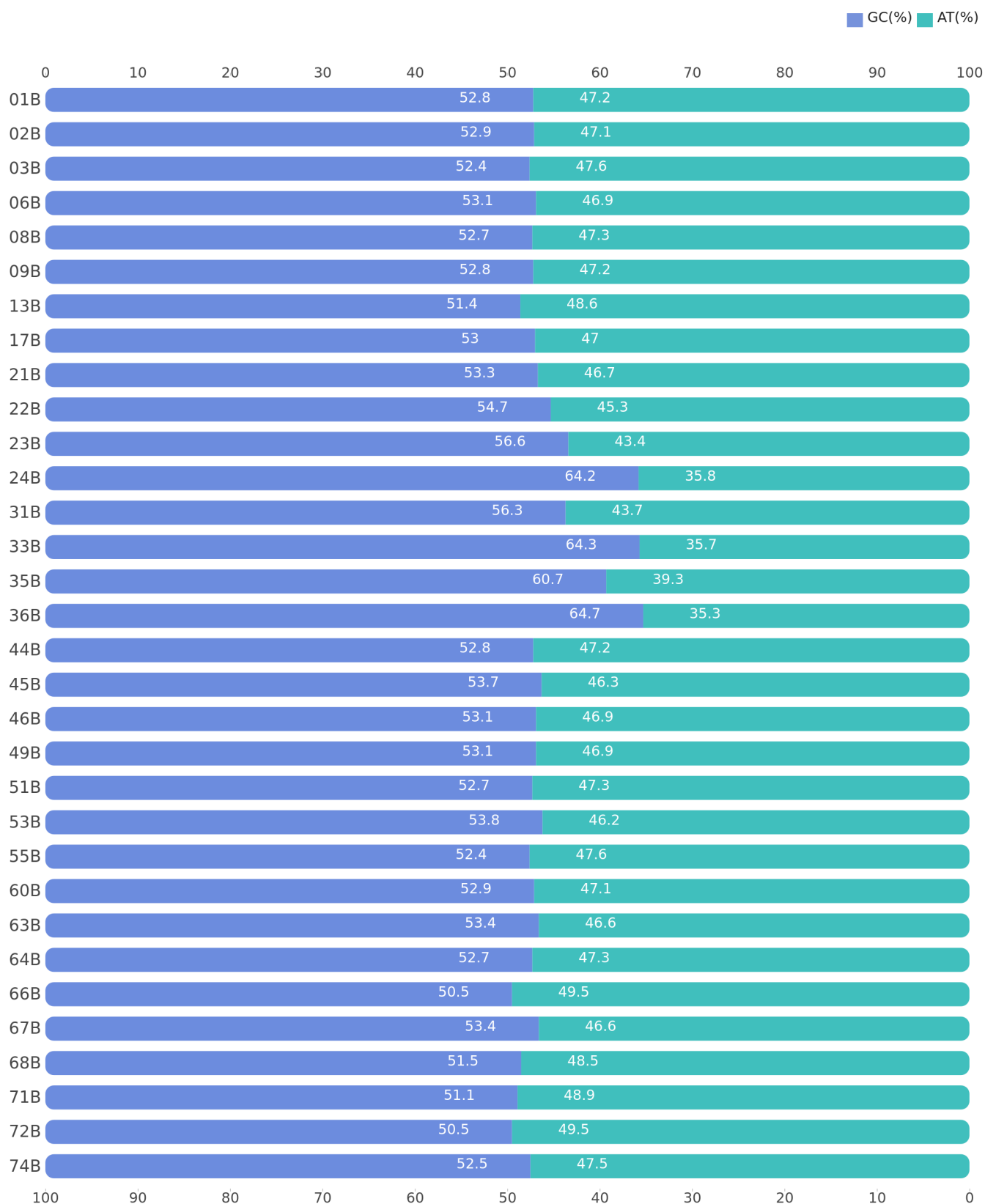
# Total Bases

\* Raw Data



# GC/AT Content

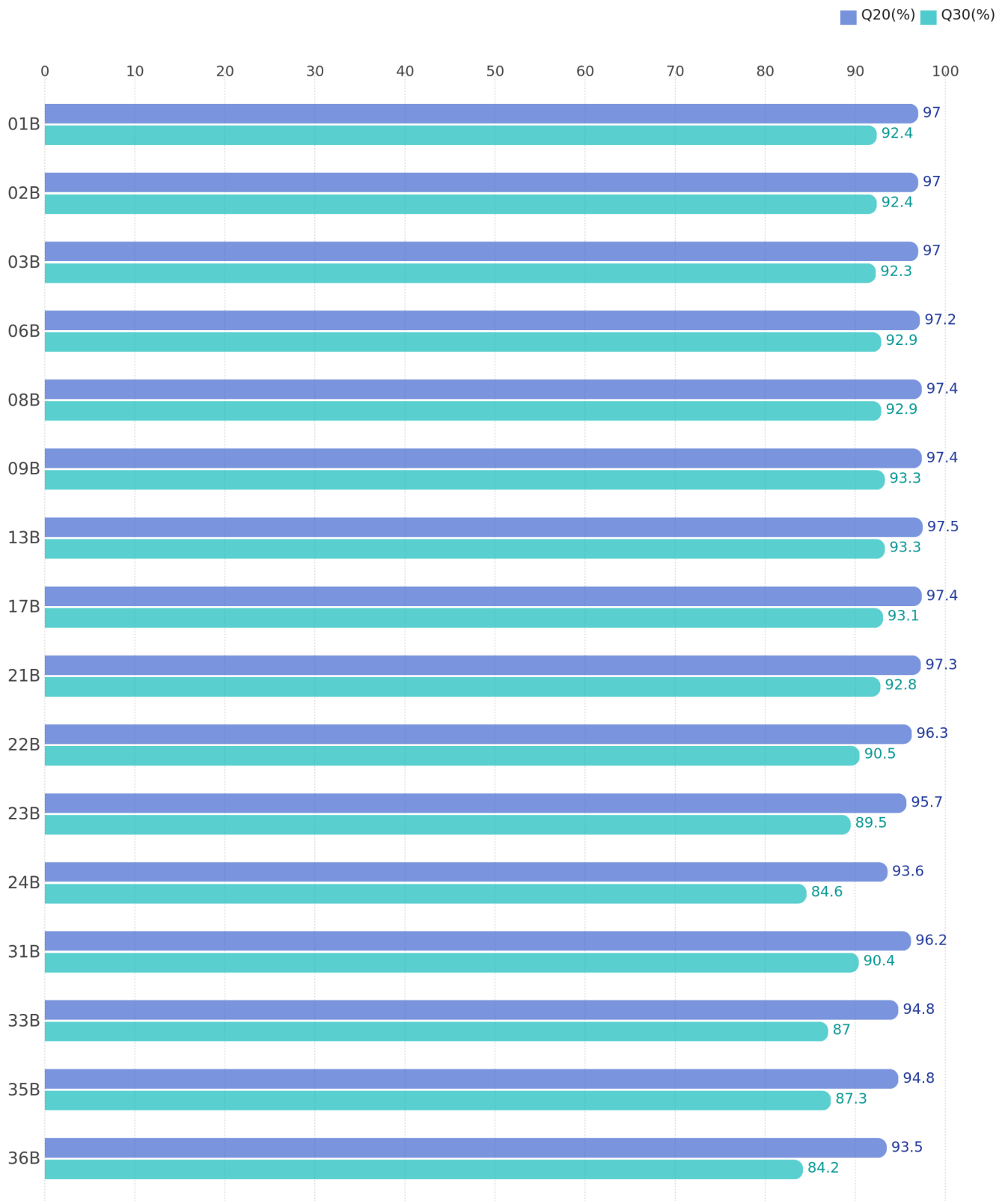
\* Raw Data





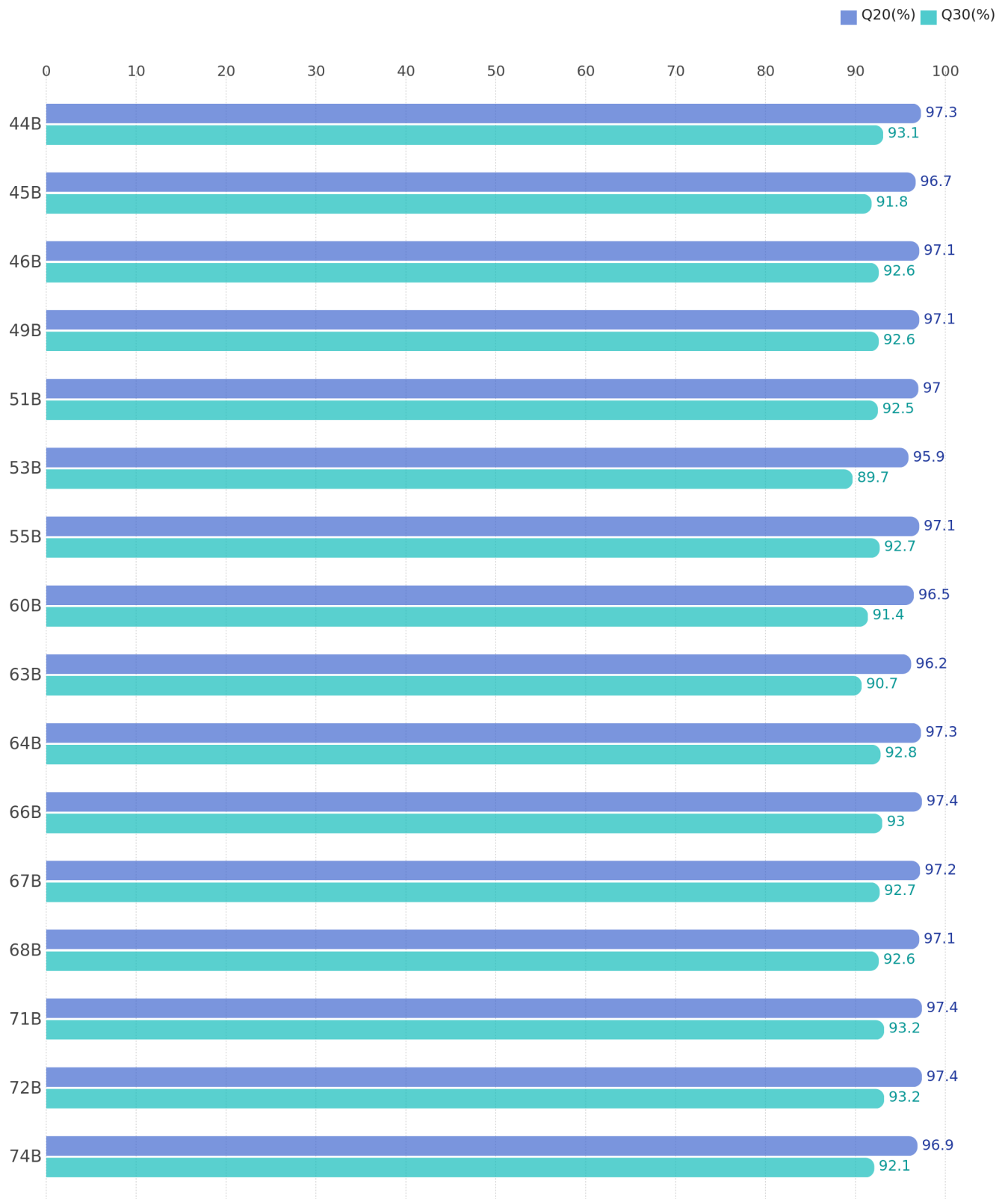
# Q20/Q30 (%)

\* Raw Data



# Q20/Q30 (%)

\* Raw Data



# Download List

- The data has been uploaded to the cloud server.
- Once you receive/download the data, please make sure to check the integrity of the files.  
Please note that the sequencing files will be deleted from our server 3 months after the analysis report is released;  
please contact us within 3 months if you encounter a problem with the data.

## \* Raw Data Download

File Name	File Size(byte)	md5sum
01B_1.fastq.gz	2,783,633,675	6fedd1b2eae8343f5d3158bcebbbc2c0c
01B_2.fastq.gz	2,768,219,140	c29a3e61a87055d2b52c550b2457ccb6
02B_1.fastq.gz	3,327,760,037	0b627f16925cf9fe7f243c1cf42d6b55
02B_2.fastq.gz	3,328,007,943	e04198f140d4fe09dc23d007632ed71e
03B_1.fastq.gz	3,088,782,211	738b460aea7c72d26b4339f4010f0836
03B_2.fastq.gz	3,040,957,800	b6b5b0a9c172d96b6275bcd5f3b646d2
06B_1.fastq.gz	3,052,325,250	31d75f4d0e054d4c86c0da862594e224
06B_2.fastq.gz	3,063,952,630	7b3cd9980ea280d0c7b8947ec5d8aa7d
08B_1.fastq.gz	2,199,043,656	24cb8578366d1f5f4272c9c476de299c
08B_2.fastq.gz	2,190,122,769	09f051ec4e53159fbb69bc603b88d23f
09B_1.fastq.gz	2,424,752,075	8dc65df8b938972c14058e265e424909
09B_2.fastq.gz	2,414,300,976	40be17a3abad1ab978596e6537afee31
13B_1.fastq.gz	2,187,255,130	8805a3333ac34c19cf9dc7d38b246dc5
13B_2.fastq.gz	2,153,812,866	4b2bf6c09f4362f1a3d839095f1dc814
17B_1.fastq.gz	3,396,144,429	b462bcc5e40ab8d25783bfb00267a37e
17B_2.fastq.gz	3,369,126,766	e729ac7592cf45ac7bf904a78db8cfb6
21B_1.fastq.gz	2,898,639,386	bb77085d8990551375c2c4477b473069
21B_2.fastq.gz	2,863,529,861	bf2a635c91dacc32e08ad773ef8f3fb5
22B_1.fastq.gz	2,782,352,576	a8d5fe740943b2048efa3a731f274cf8
22B_2.fastq.gz	2,752,601,065	6726f4ba4db5b4463c22bcd50d39b049
23B_1.fastq.gz	3,225,696,771	2c3e7953f35655854efea640bb45b4f5
23B_2.fastq.gz	2,935,000,455	586ed690d6f20cc82615a76e0da692e6
24B_1.fastq.gz	906,209,418	8d48d2d22515567b42072e3b39244935
24B_2.fastq.gz	701,645,423	6b551b3614b80a41bff3487f2bbe62bb
31B_1.fastq.gz	3,007,371,995	2e3bbef796be64494c19b594893b03bf
31B_2.fastq.gz	2,805,752,501	e10fcb06d1741ccd59d1987744fd33a0
33B_1.fastq.gz	1,044,165,177	b4880f2b7a17ecdf13c2ed8db6ba375c
33B_2.fastq.gz	857,967,356	b777a8b9214cd0306b53adab7d612a33
35B_1.fastq.gz	788,546,365	d11086a8709d38cec8c9ad47e757631d
35B_2.fastq.gz	670,834,013	01710283a30848c8c728bdb4683264fe
36B_1.fastq.gz	728,679,432	bd5d5287d537eedbe669d71759c2b5a3
36B_2.fastq.gz	586,542,373	dc6af6661e21b0b114ba799fcc2b7dfb

File Name	File Size(byte)	md5sum
44B_1.fastq.gz	3,277,264,496	ce0b909a7354d4b1c26447fb5e20b23a
44B_2.fastq.gz	3,267,960,980	1f3ce2bbc232d6a9ec615a944c43764a
45B_1.fastq.gz	3,166,828,317	79006753928d7cc3c8fa2ed4375d8074
45B_2.fastq.gz	3,104,547,414	7ea905e73b9ac883b85969edd0d82828
46B_1.fastq.gz	3,245,115,192	79c35e8666767866f064ba209bd68276
46B_2.fastq.gz	3,150,579,274	739ff7a112276e29b5b7290e5717806e
49B_1.fastq.gz	2,845,388,714	758b88c47458d0dec527909ff9877a0c
49B_2.fastq.gz	2,859,070,880	98dddf3baa5779d2a4b172767589f0f
51B_1.fastq.gz	3,344,533,749	6e84f8cf797b42a2eebf7e4d46bc227d
51B_2.fastq.gz	3,333,442,286	f5871e2d3af8a8f87d8e3229e4f011cb
53B_1.fastq.gz	3,043,275,466	c9ce5350e1ef0c22baa94816db38653c
53B_2.fastq.gz	2,933,564,244	543f527728677cebd99b3306b4c85c27
55B_1.fastq.gz	3,269,222,765	65fca88ef809be97e6cd19a6d7651d9b
55B_2.fastq.gz	3,271,385,822	af0aa7f72bc00c6f1b318595517e0a78
60B_1.fastq.gz	3,061,321,321	20e6de2165601279640046b0086d9c80
60B_2.fastq.gz	2,938,909,127	8412eb3fbd79a8de9ff0c6f24f68a3ed
63B_1.fastq.gz	2,952,918,473	613dcb49c1e8df2e458bf50a1fbe77f4
63B_2.fastq.gz	2,860,204,752	1ff6f93f465e4ebdf8254e039e29f1e7
64B_1.fastq.gz	2,127,599,635	03c0599d277f5e7950e360aa0caca2c1
64B_2.fastq.gz	2,154,004,914	dee3b9e4098965a5af60dea16316baa7
66B_1.fastq.gz	2,289,702,135	4e030e08ee40d70e9db2e1f030f6a43a
66B_2.fastq.gz	2,249,116,844	2239f5ca9fbb39b0b2ad96472f0c0bd5
67B_1.fastq.gz	2,977,652,190	60bfd59b26d81ace09caf891587aca8f
67B_2.fastq.gz	2,864,828,986	7dcecb43e08ec0a2ca00058edc32525f
68B_1.fastq.gz	3,533,853,523	361580141edcd36d7f8bb0bc299bba71
68B_2.fastq.gz	3,535,521,463	0f68b4f14c0b4890ef324014bdf19a1a
71B_1.fastq.gz	2,440,282,467	088952fe569206921a39272bc12c1de5
71B_2.fastq.gz	2,424,660,679	2eecd9bac97c1324348a783828a0db8
72B_1.fastq.gz	2,978,502,241	ef6f95eeb868c33987293c15052b4f9a
72B_2.fastq.gz	2,954,388,292	0bde2c3921929ab7be2362682526c3a2
74B_1.fastq.gz	2,790,450,639	3d8811cdaeec56dfd98ab9621d599ea6
74B_2.fastq.gz	2,791,506,715	428fbb2f0f6d19d3cc0ddb6a81eb4c32

# FAQ

## Q Why do I need to check the md5sum values, and how can I check it? (Windows system)

A NGS data tend to have a large files size which makes them more likely to be corrupted during file transfer. So it's important that you check the md5sum of the files after receiving them to make sure what you received are what we gave.

### Checking md5 hash in a Windows system

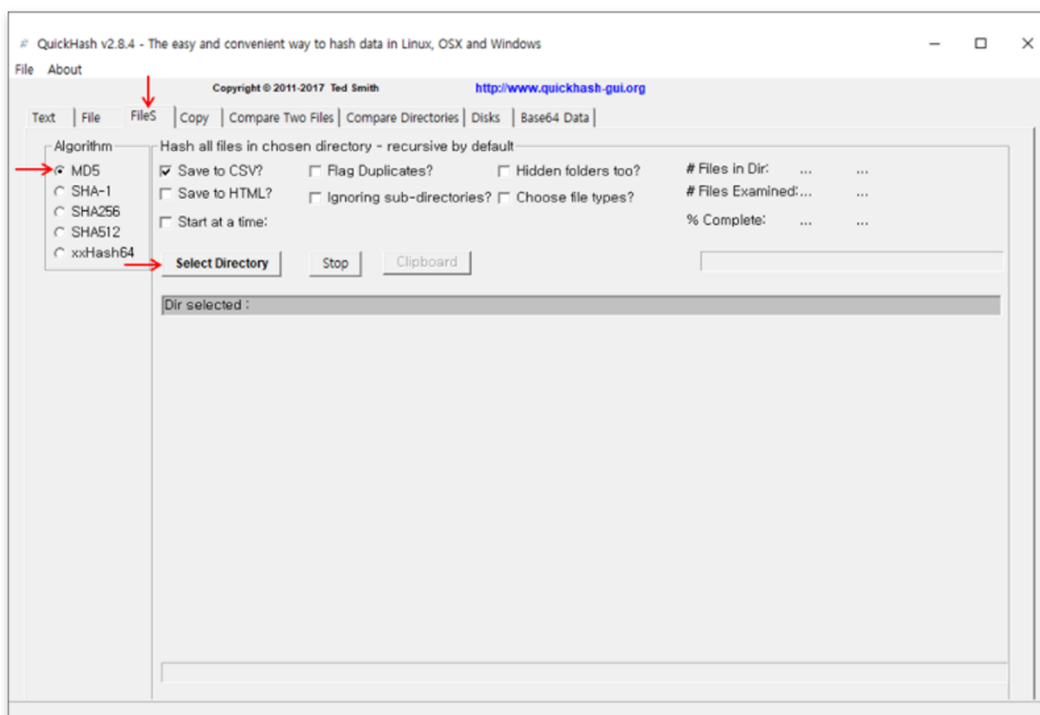
Windows does not provide a program for checking md5sum by default. An external program such as [QuickHash-Windows](#) can be used instead.

**STEP 1** Download QuickHash-Windows from the website, and unzip the file.

**STEP 2** Take a look at the UserManual.pdf file inside the zip file, and execute the .exe file.

Quickhash-GUI.exe	2,090,414	6,505,472
sqlite3-win32.dll	429,646	852,754
sqlite3-win64.dll	717,149	1,742,848
UserManual.pdf	512,697	576,987

**STEP 3** Click on the "FileS" tab, and select [MD5] as the Algorithm.



**STEP 4** Click "Select Directory" and choose the directory where the files to be checked are located in. The output can be saved as a csv or txt file. The process may take some time depending on the performance of the system being used.

**STEP 5** Compare the newly calculated md5 value with the md5 value provided to you through the Analysis Report.

# FAQ

## Q Why do I need to check the md5sum values, and how can I check it? (Linux system)

- A** NGS data tend to have a large files size which makes them more likely to be corrupted during file transfer. So it's important that you check the md5sum of the files after receiving them to make sure what you received are what we gave.

### Checking md5 hash in a Linux system

Linux systems have an internal md5sum program under /usr/bin/md5sum.  
md5sum has a "-c" option, which reads the md5 sums from the input file and checks them simultaneously.

**Usage:** \$ md5sum -c [input file name]

- STEP 1** Psomagen provides a text file containing the md5sum of deliverables you'll be receiving, which you can use to validate the integrity of the files. You can download this file by clicking on the "md5sum List" button in the "Download List" page. The text file will have the following name and format:

o Format : <OrderNumber>\_#samples\_md5sum.txt

```
[user@host] cat H000000000_1samples_md5sum.txt
File      Size  md5sum
test_1.fastq.gz 3118212349  07a66a1d7d7fde2ee71b02a2caf21aba
test_2.fastq.gz 3365438294  3b4ff911e5d238a3c4763ee7967cb29a
[user@host]
```

o You can also find "md5sum.txt" located alongside your delivered files.

```
[user@host]$ cat md5sum.txt
07a66a1d7d7fde2ee71b02a2caf21aba  RawData/test_1.fastq.gz
3b4ff911e5d238a3c4763ee7967cb29a  RawData/test_2.fastq.gz
[user@host]$
```

- STEP 2** Use "md5sum -c" to validate the integrity of the file you've received. The input file for md5sum -c has to be delimited by two spaces with the md5sum column appearing before the file name, just like the sample image of "md5sum.txt" file shown above. As you can see, the two other files above are not formatted this way and need to be altered to be used as input for md5sum -c. You can manually exclude the header and cut out "File" and "md5sum" column from the files, or simply run the following command:

**\$ awk '{print \$3 " " \$1}' <md5sum\_file> | grep -v File**

- STEP 3** "md5sum -c" reads the input containing the md5 value of a file, and checks whether the md5 value of that file matches what's written inside the input file. This action outputs "OK" if the md5 value matches, and "FAILED" if otherwise. Check if the command outputs "OK" for all the files. (Refer to image below)

```
[user@host]
[user@host] awk '{print $3 " " $1}' H000000000_1samples_md5sum_DownloadLink.txt | grep -v File > md5sum.txt
[user@host] cat md5sum.txt
07a66a1d7d7fde2ee71b02a2caf21aba test_1.fastq.gz
3b4ff911e5d238a3c4763ee7967cb29a test_2.fastq.gz
[user@host]
[user@host] md5sum -c md5sum.txt
test_1.fastq.gz: OK
test_2.fastq.gz: OK
[user@host]
```

# FAQ

Q I want to see the data produced by Psomagen. How can I open the files?



A NGS data tend to have large file sizes, and are not user-friendly to work with in a Windows environment. We recommend that you use Linux system for smoother operation.

Q Where can I find information for Illumina adapter sequences?

A Information on Illumina adapters can be found in this support document: [Adapter Sequences Intro](#)

# Result File Description

## Deliverables List

File Type	File Name	Description
<b>FASTQ</b>	 [Sample name]_[read1].fastq.gz	Raw read1 sequence data
	 [Sample name]_[read2].fastq.gz	Raw read2 sequence data
<b>md5sum</b>	[Order#]_[#samples]_md5sum[DownloadLink].txt	<p>You can download this file by clicking on the "md5sum List" button found on the "Download List" page. The file is slightly different in terms content, depending on how you're receiving your data. If you're receiving via download link, the file contains the following information : File name, File size, md5sum, FTP link. Otherwise, if your receiving your data via HDD the file only contains : File name, File size, and md5sum.</p> <p>MD5 is a string of 32 hexadecimal values, which represents a 'fingerprint' of a file. By comparing the supplied MD5 value to the actual value computed by the MD5sums utility, you can make sure that the file that you downloaded off of the internet has not been tampered with or modified from the original file stored in our server.</p>

## FASTQ Format

**Example:**

Line 1 : Sequence identifier

Line 2 : Nucleotide sequences

Line 3 : Quality score identifier line - character '+'

Line 4 : Quality score

```

@A00125:17:H2HFJDMXX:1:1101:3170:1000 1:N:0:ATGCCTAA
GAAACACGATGACACTCACATGGCACTCACATTTCTAGTCTCTTTCTAAGTGATTGCAATATTAATTCATAT
+
FFFFFFFFFFFFFFFFFFFFFFFFFFFFFFFFFFFFFFFFFFFFFFFFFFFFFFFFFFFFFFFFFFFFFFFFFFFF
@A00125:17:H2HFJDMXX:1:1101:9408:1000 1:N:0:ATGCCTAA
TGTGCGAAGGAAATCATTTCAGATGACAGTGTTAACCATGGTCAAAGGACCATTCTGTCTATCCTTCTTA
+
FFFFFFFFFFFFFFFFFFFFFFFFFFFFFFFFFFFFFFFFFFFFFFFFFFFFFFFFFFFFFFFFFFFFFFFFFFFF

```

**FASTQ file consists of four lines.**

Quality score is represented with each character.  
One character matches its base with Phred+33

## Phred Quality Score

Phred quality score numerically expresses the accuracy of each nucleotide. Higher Q number signifies higher accuracy. For example, if Phred assigns a quality score of 30 to a base, the chances of having base call error are 1 in 1000. Phred Quality Score Q is calculated with  $-10\log_{10}(P)$ , where  $P$  is probability of erroneous base call.

Quality of phred score	Probability of incorrect base call	Base call accuracy
10	1 in 10	90%
20	1 in 100	99%
30	1 in 1000	99.9%
40	1 in 10000	99.99%





## HEADQUARTER

### Macrogen, Inc.

#### Laboratory, IT and Business Headquarter & Support Center

[08511] 1001, 10F, 254, Beotkkot-ro,  
Geumcheon-gu, Seoul, Republic of Korea  
(Gasan-dong, World Meridian 1)

Tel: +82-2-2180-7000

Email1: ngs@macrogen.com(Overseas)

Email2: ngskr@macrogen.com

(Republic of Korea)

Web: www.macrogen.com

LIMS: dna.macrogen.com

## SUBSIDIARY

### Macrogen Europe

#### Laboratory, Business & Support Center

Meibergdreef 57, 1105 BA, Amsterdam,  
the Netherlands

Tel: +31-20-333-7563

Email: ngs@macrogen.eu

### Psomagen (Macrogen USA)

#### Laboratory, Business & Support Center

1330 Piccard Drive, Suite 103, Rockville,  
MD 20850, United States

Tel: +1-301-251-1007

Email: inquiry@psomagen.com

### Macrogen Singapore

#### Laboratory, Business & Support Center

3 Biopolis Drive #05-18, Synapse,  
Singapore 138623

Tel: +65-6339-0927

Email: info-sg@macrogen.com

### Macrogen Japan

#### Laboratory, Business & Support Center

16F Time24 Building, 2-4-32 Aomi,  
Koto-ku, Tokyo 135-0064 JAPAN

Tel: +81-3-5962-1124

Email: ngs@macrogen-japan.co.jp

## BRANCH

### Macrogen Spain

#### Laboratory, Business & Support Center

Av. Sur del Aeropuerto de Barajas,  
28. Office B-2, 28042 Madrid, Spain

Tel: +34-911-138-378

Email: info-spain@macrogen.com

